

Lesson 1: What Do You Treasure

Lesson 2: Find Your Treasure in the Lord

1



Lesson Overview

Bible Scripture Focus: Jesus' teaching about earthly treasure.

Scripture: Matthew 6:19-23; Psalm 37:4 and more.

Teaching Focus: Guard your heart rejecting sinful thoughts and allowing God to transform your desires through His Word. The greatest joy, satisfaction, security, acceptance, and love are found only in God.

Memory Verse: Proverbs 4:23; Psalm 37:4



To Prepare

Materials Needed:

Lesson 1 – What Do You Treasure

- Whiteboard, markers, and eraser
- Copies of student worksheet – one for each student
- Colored pencils for each student.
- Color copy of visual examples of drawings

Lesson 2 – Find Your Delight in the Lord

- Whiteboard, dry erase markers, and

eraser

- Copies of the Student Chart – one for each student. [There are two Student Charts from which to choose. One chart is already in English, and one chart leaves the center column blank for the five desires to be written in the preferred language.
 - Regular and colored pencils for students.
 - Ten bags of equal size.
 - Four pieces of candy, bottled water, bottled juice or soft drink, stick of gum, pack or bag of gum, one sticker, a full page or pad of stickers, one small teddy bear or other huggable object, one larger teddy bear or other huggable object.
 - Marker or tags for labeling bags
- **See Lesson 2 Text for instructions on preparing the game used to teach the lesson.



Lesson Outline

Lesson 1 – What God Says About His Children

Read and explain Jesus' teachings while guiding students to complete a worksheet illustrating the truth being learned. Teach memory verse and play FROZEN EXERCISES game.

Lesson 2 – Find Your Delight in the Lord

Introduce Memory Verse then teach lesson as you read Scriptures, play Keep or Trade game, and guide students in completing a chart of truth. Play WORD WIPE OUT game.

Lesson 1: What Do You Treasure

Lesson 2: Find Your Treasure in the Lord



Teacher Notes

Pray that as the students hear and learn the story from the Bible, God's Spirit will reveal to them the truth that God knows they each individually need to hear and believe.



Memory Verse games and the Keep or Trade game in lesson 11 keep students focused on the teaching.



When the lesson calls for Scripture to be read or a verse is given, reading directly from the Bible gives emphasis to the students that the story being taught is from God's Word.

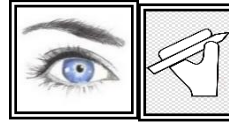


God's Word is powerful. Helping students memorize Scripture hides God's Words within their heart. For younger students, the memory verse can be a shortened version of the verse.



The Salvation Invitation gives a student the opportunity to decide to believe upon and follow Jesus Christ as their Savior and Lord.

Give interested students a place and time to come for counseling.



Both lessons involve students by having them complete a worksheet with simple drawings or words.

(Scripture taken from the NEW AMERICAN STANDARD BIBLE®, Copyright © 1960, 1962, 1963, 1968, 1971, 1972, 1973, 1975, 1977, 1995 by The Lockman Foundation. Used by permission.)



Lesson 1 - What Do You Treasure?

Teacher Note: PREPARATION

Materials Needed

- ***Whiteboard, markers, and eraser***
- ***Copies of student worksheet – one for each student***
- ***Colored pencils for each student.***
- ***Colored Copy of Visual examples of what students will be drawing***

What Do You Treasure?

One of the strategies the enemy uses against you and me is desire. For example, greed is the excessive desire to have something more than you need or deserve. If you are greedy, you have very strong desires to have everything you want. If you are not careful and purposeful with what you allow yourself to think about, greed can overtake you, deceive you, and even destroy you. Greed can cause you to miss something better and greater God has for you. Jesus said, “...**Watch out! Be on your guard against all kinds of greed; life does not consist in an abundance of possessions.**” **Luke 12:15** (NASB 1995)

Jesus knew the greatest, most fulfilling, and most valuable things in life are not your possessions - the things you can hold in your hands. The Bible says,

Read Matthew 6:19-21

“¹⁹ “Do not store up for yourselves treasures on earth, where moth and rust destroy, and where thieves break in and steal. ²⁰ But store up for yourselves treasures in heaven, where neither moth nor rust destroys, and where thieves do not break in or steal; ²¹ for where your treasure is, there your heart will be also.”

These verses mean you must not permit material things like games, toys, and clothes to become what is most important to you. These material things are only temporary because they can be broken, lost, or stolen. However, eternal things like salvation from sin, trust in God, growth in understanding of God’s Word, and leading others to Jesus Christ are treasures that cannot be broken, lost, or stolen. Such treasures can last forever and help you through your entire life.

Your Thoughts, Desires, & Focus Determine What You Treasure

Each of you are going to be given a worksheet and a pencil or several colored pencils to share. When you receive your worksheet, you may write your name at the top, but make no other marks on your sheet. As we read more from Jesus' teachings, together we will work from the top of your worksheet to the bottom adding symbols to represent the truth God's Word is teaching us.

Teacher note: Distribute one worksheet copy and multiple-colored pencils to each student. A regular pencil can be used instead of colored pencils. However, the colored pencils will make the activity more engaging for most students. Have the enlarged visuals of the illustrations shown in the text available to show students as you are giving them the corresponding directions of what to draw.

Each of you must come to realize that whatever you think is most important – meaning whatever you treasure – will be the powerful force that determines what you do, how you see and understand things, and who you become.

In the top third section of your worksheet, you see three simple pictures.


The face with the thought bubble represents the thoughts and ideas you allow to stay in your mind.



Because only you and God know the thoughts you have, draw a question mark in thought bubble in the top left corner of your worksheet.



Next, because the thoughts you have will eventually lead to your desires, draw an arrow from the face with the thought bubble to the stick person with a heart in the center.



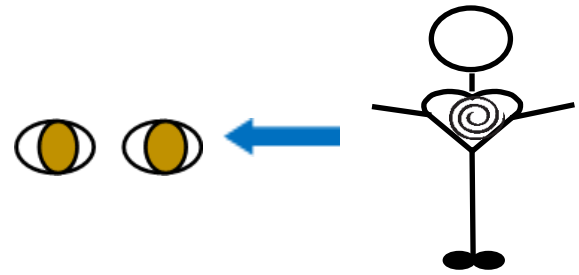
The stick person with a heart in the center represents your desires. Your desires include those things you would like to have, the people you most wish to spend time with, and the activities you prefer doing. You may have good desires that please God or you may have evil desires that dishonor God.

Lesson 1 – What Do You Treasure?

5



Because each person can have many desires and those desires can change daily or over periods of time, place a circular swirl inside of the heart in the top section of the worksheet.



Next, draw a single circle inside each of the two oval shapes to transform the oval shapes into eyes. Then, draw an arrow from the heart to the eyes.

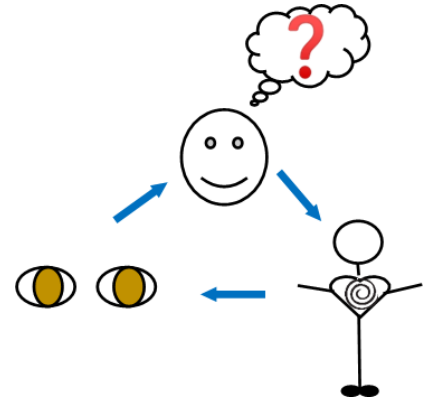
Teacher note: As you describe the cycle of desire, point out the arrows on the visuals to help students comprehend the relationship among their focus, thought, and desire.

The arrow going from the heart to the eyes represents how your desires (1) affect you understand the things you observe and (2) direct your focus and attention.

Your thoughts develop into your desires, and your desires focus your attention on the objects of your desires. However, there is more truth to understand.



Draw one more arrow, but this time draw the arrow going from the eyes to the face with the thought bubble. This third arrow shows that the things we focus upon or spend time giving our attention will determine the thoughts and ideas we have. This means everything you watch or even listen to begins to be the very things you think about.



Can you now see that your thoughts, your desires, and your eyes form a triangle? Each part of the triangle leads to the next part of the triangle and the cycle continues. The triangle of your thoughts, your desires, and your focus eventually determines who you become.

Jesus explained this truth to disciples like this:

Read Matthew 6:22

²² “The eye is the lamp of the body; so then if your eye is clear, your whole body will be full of light.

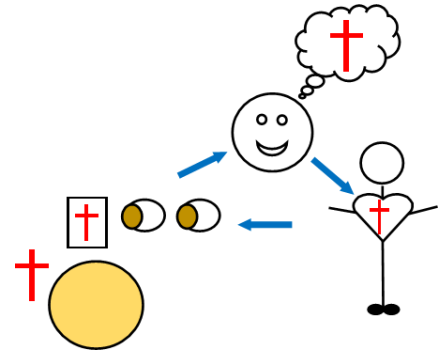
In this verse, Jesus teaching that if your focus is on God and the truth of all that God says, then your mind and your heart will be filled with thoughts and desires that are

Lesson 1 – What Do You Treasure?

right and honorable before God. When you are right before God, your heart and mind are clean, pure, and able to understand and use God’s wisdom to make right choices.



1. In the middle picture, place a cross inside the thought bubble and inside the heart.
2. Complete the eyes by adding a circle inside and to the left of each oval so the eyes are looking to the left.
3. Next, add to the left of the eyes, a cross, a bible, and a large circle. The circle represents God.
4. Finally add the three arrows: one arrow from the face to the heart, one arrow from the heart to the eyes, and one arrow from the eyes to the face.



Focusing upon and thinking about what pleases God will help you have desires that please God.

However, the opposite is also true. Jesus next told the disciple these words:

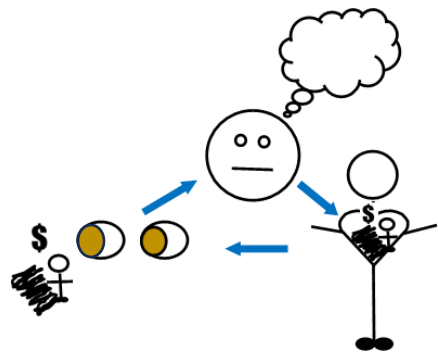
Read Matthew 6:23

23 But if your eye is bad, your whole body will be full of darkness. If then the light that is in you is darkness, how great is the darkness!

If you give your time and attention to sinful things, sinful thoughts and ideas will be what fill your thoughts. Those sinful thoughts will develop into sinful desires. Eventually, sin will darken your heart and life and prevent you from seeing God’s wisdom and love for you. Let us complete the bottom drawing on your worksheet to illustrate this truth.



1. In the bottom picture, complete the eyes by adding a circle inside and to the left of each oval so the eyes are looking to the left.
2. Next, there are three items I want you to add to the left of the eyes so that the eyes are focusing on these three items:
 - a. Draw a dollar sign to represent the sin of greed – wanting more and more things money might buy
 - b. Draw a stick person to represent peers, gangs, or negative influencers who do not follow or seek to honor God.



- c. Scribble a patch of dark markings to represent all the things in the world that someone might watch or listen to that promote or celebrate sinful behavior.
3. Now draw the same three things: the dollar sign, stick person, and patch of dark markings inside the thought bubble.
4. Draw the same three items again inside the heart. (the dollar sign, stick person, and patch of dark markings)
5. Finally add the three arrows: one arrow from the eyes to the face, one arrow from the face to the heart, and one arrow from the heart to the eyes.

Your life is filled with choices including what you choose to treasure. What you choose to allow to be most important in your life will determine the person you become. You cannot choose where you live or what you have, but you can choose what you will focus upon, think about, and desire. Make the right and strong choice to focus upon God and His Word. Reject sinful thoughts by knowing and reciting God's Word and allow God to transform your desires into His desires for you so that your treasures are everlasting and secure in Him.

Memory Verse Teaching



[Write Memory Verse on the whiteboard.]



Scripture – **“Watch over your heart with all diligence, for from it flow the springs of life.” Proverbs 4:23**

Have you ever seen a security guard? Raise your hand if you can share with me a reason a security guard might be needed?

Teacher note: Allow students to share their answers.

Like the job of a security guard is to protect something from being harmed or stolen, you are responsible for protecting your heart. Protecting your heart means that you must be on guard against allowing your sinful nature from leading your thoughts, your heart, and your actions into sin. The Bible says, **“ Watch over your heart with all diligence, for from it flow the springs of life.” Proverbs 4:23**



Look at the verse written on the board and recite the verse aloud with me.

Diligence is the ongoing purposeful effort of body and mind to work toward a specific goal. In this verse, the goal is to live a life that honors God and rejects sin.



Say the verse with me again.

The first strategy for a security guard to keep something safe is to prevent a thief or an enemy from entering the protected area. Likewise, the best way to live a life that honors God is to watch over what you allow to enter and remain in your thoughts and desires. You will have sinful thoughts and desires because everyone is born with a sinful nature. However, when you realize your mind and heart are focusing upon sin, your responsibility is to reject those desires and replace them with God's Word.



Recite the verse with me again.

This verse compares your heart to a natural spring from which water springs up out of the ground. If the underground spring from which the water is flowing is contaminated with chemicals or trash, the water cannot be used to quench a thirst, clean, or help anyone in any way. However, if the underground source of the water is pure and strong, then the water springing up from the ground is perfect for drinking, washing, and useful in many other ways.

Your heart is the natural spring of your life. If you allow yourself to focus upon and think about sinful things such as disrespectful song lyrics, impure images, or filthy talk, those sinful things turn into a heart filled with those same sinful desires which will lead you to live an unsatisfied unhappy life. However, if you protect your heart by guarding against placing your attention on sinful things and choosing to focus on God's Word instead, then your heart can be filled with the truth and wisdom that leads to a life of peace about the future, certainty of God's love, and steadfast hope of God's presence with you.



Let me hear you recite the verse together.

Jesus said these words:

Read John 7:38

“He who believes in Me, as the Scripture said, ‘From his innermost being will flow rivers of living water.’”

To believe in Jesus Christ means:

- You admit to yourself and to God that you are a sinner
- You choose to place your trust upon Jesus Christ as God the Son who died on the cross to take the punishment for your sin and to follow Jesus' in obedience to His Father God, and
- You ask God to forgive your sin because of what Jesus Christ did for you on the cross.

When by admitting, choosing, and asking you believe in Jesus Christ, God promises to you the forgiveness of your sin, the right to be called a child of God, a future home in heaven, and the presence of God the Spirit with you always.

God the Spirit becomes like a river of living water within you filled with hope, joy, love, and peace.



Salvation Invitation

Have you believed upon Jesus Christ? Do you have God's Spirit within you like a river of living water? If not, you can choose to believe upon Jesus Christ today. Come see me (give specific time and place.) I would love to help guide you in making the choice to trust in Him.




Let us review our memory verse once more by reciting it aloud, then we will play a game.

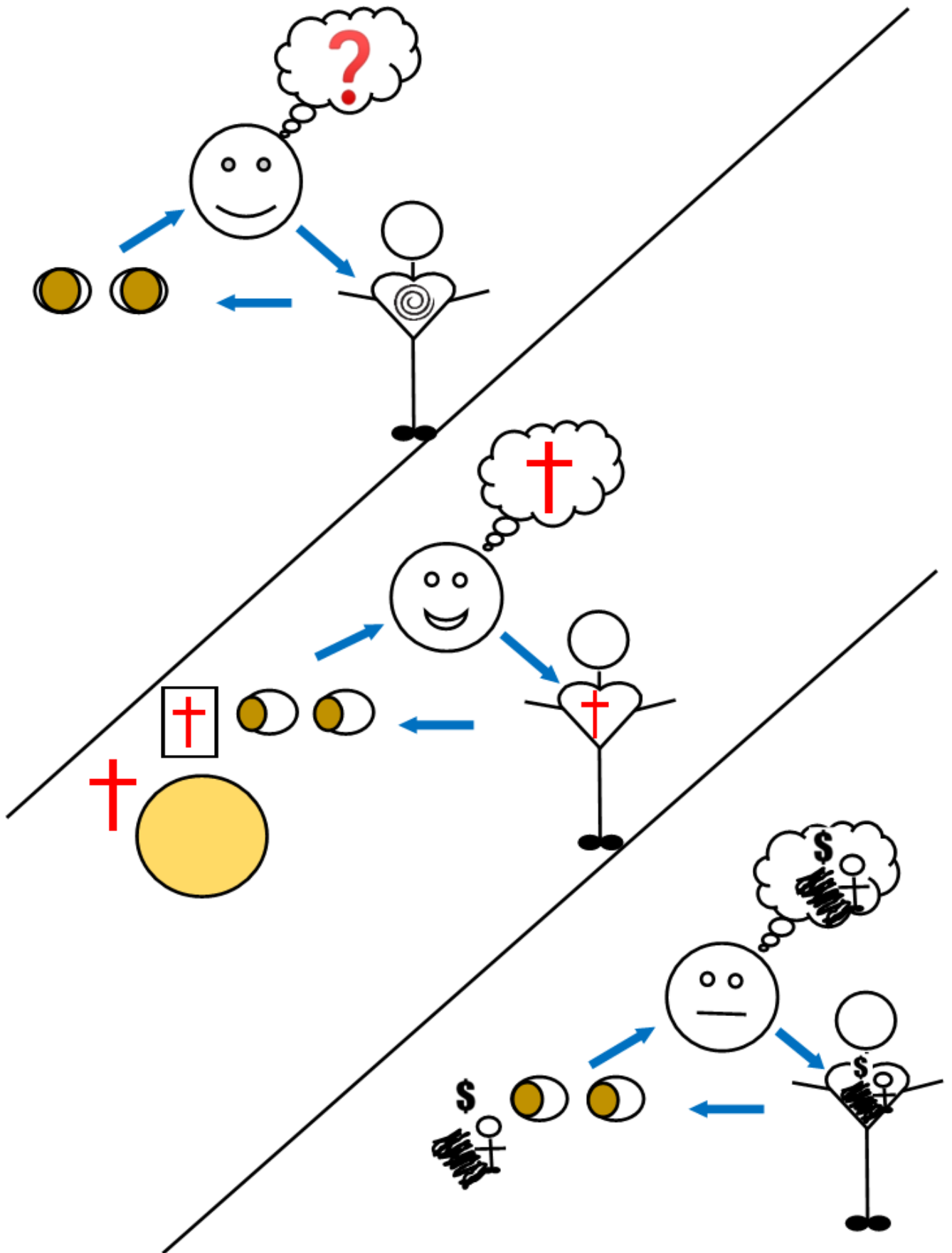



Frozen Exercises

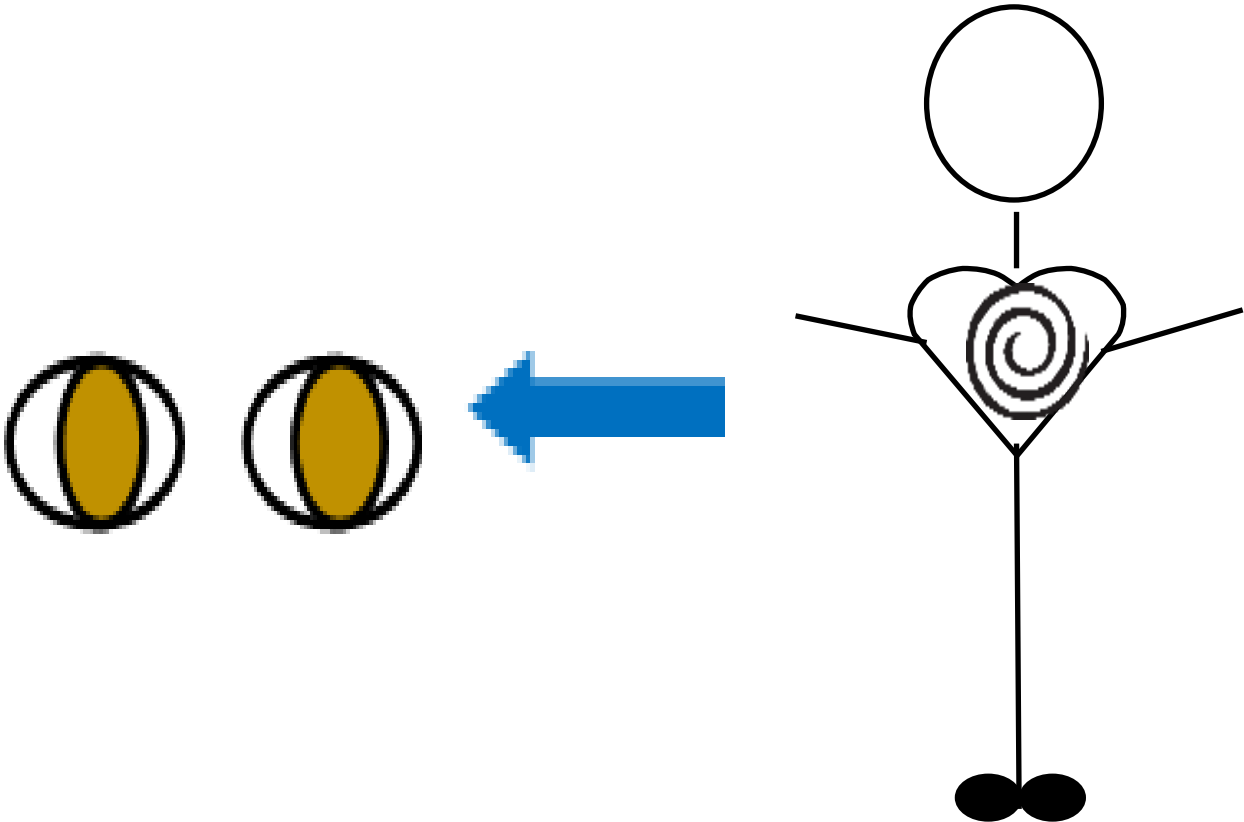
How to Play:

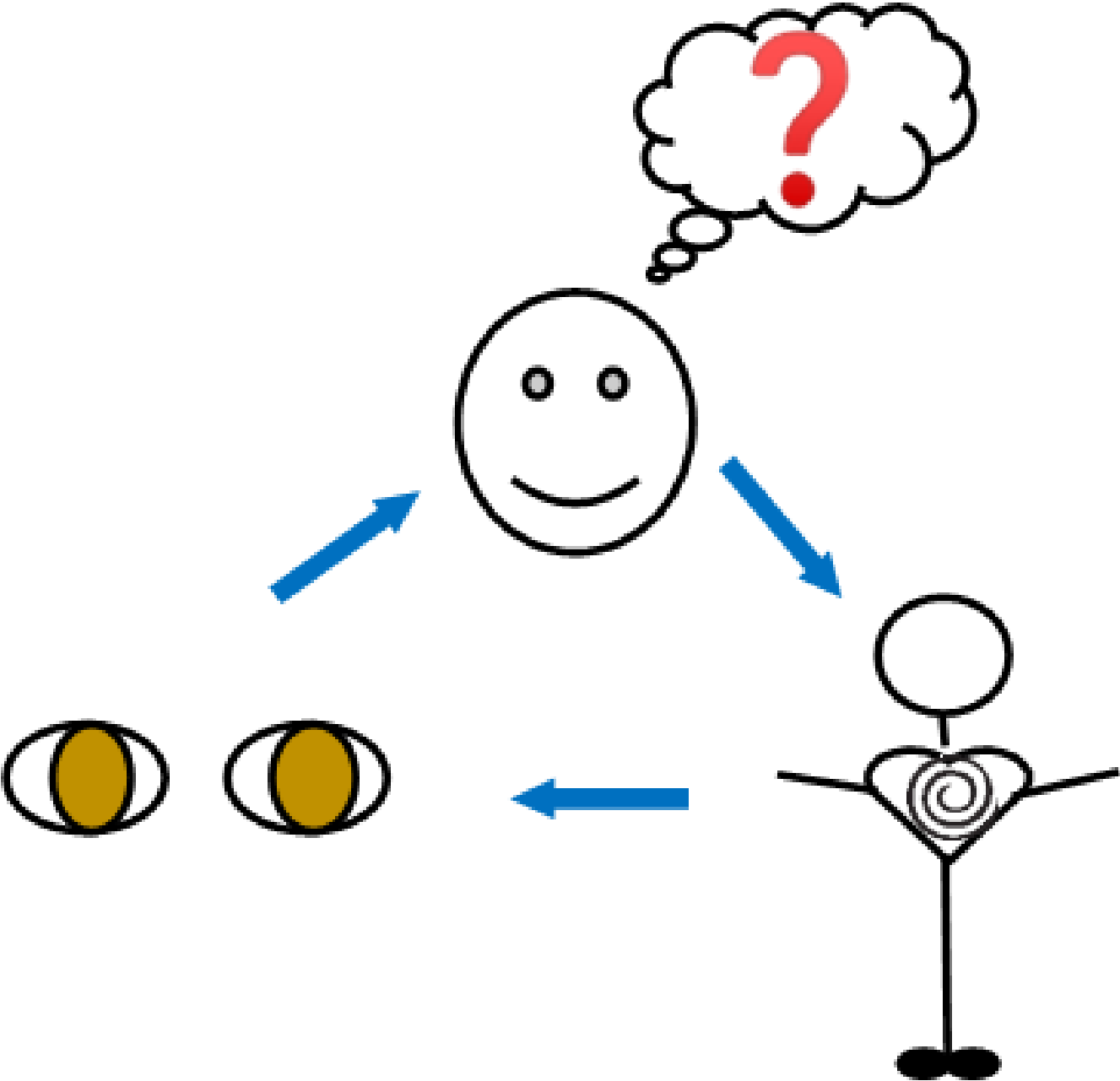
Lead the students in doing an action like marching in place, sweeping, pretending to fish, etc. When you call out "Freeze!," the students must freeze in whatever position they are in and quote the verse without moving. Repeat this activity five times quoting the reference of the verse at the beginning and ending of the verse. Some additional action ideas include carrying a bucket or water, rowing a boat, swimming, gathering firewood, jumping jacks, running in place, etc.

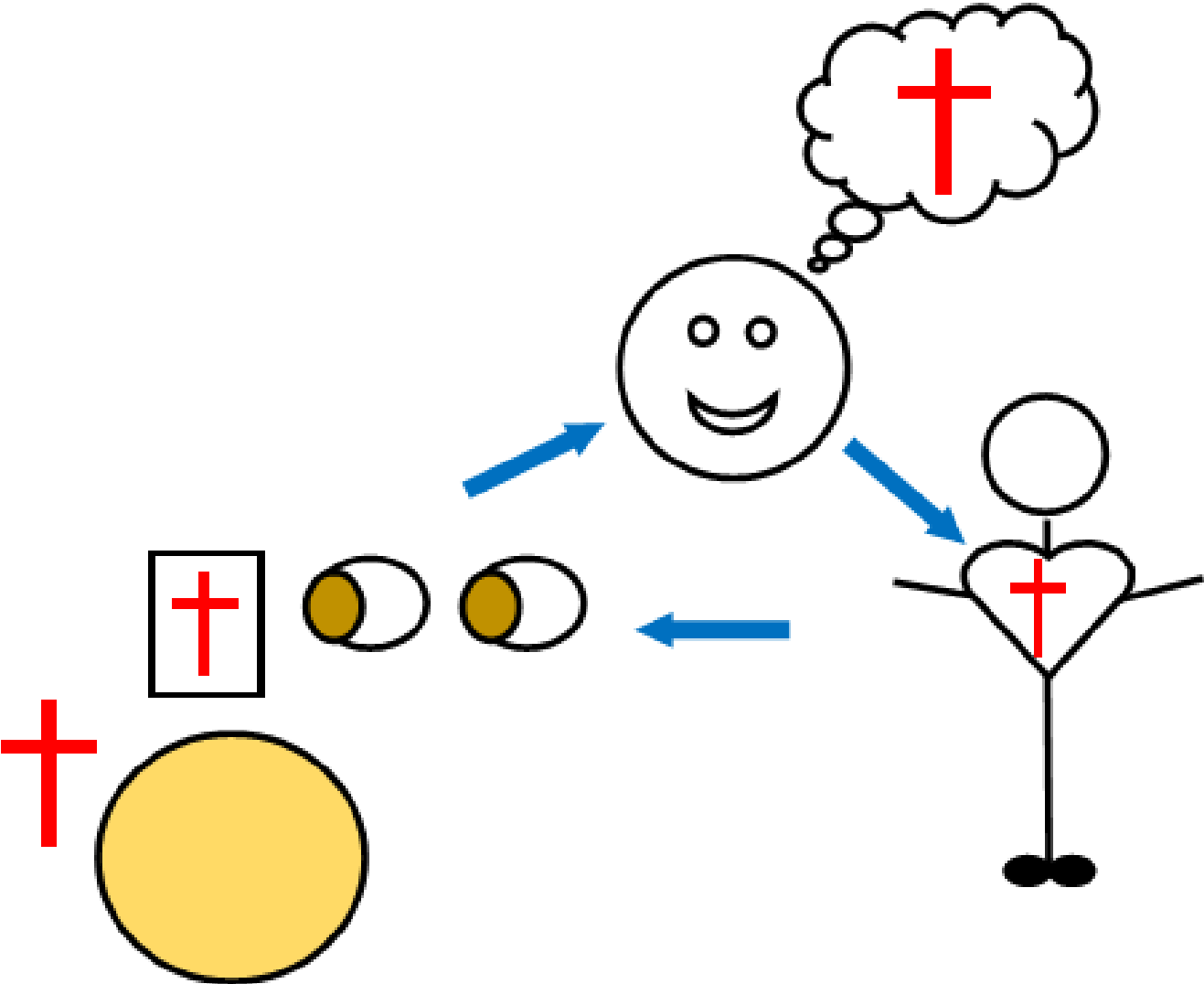


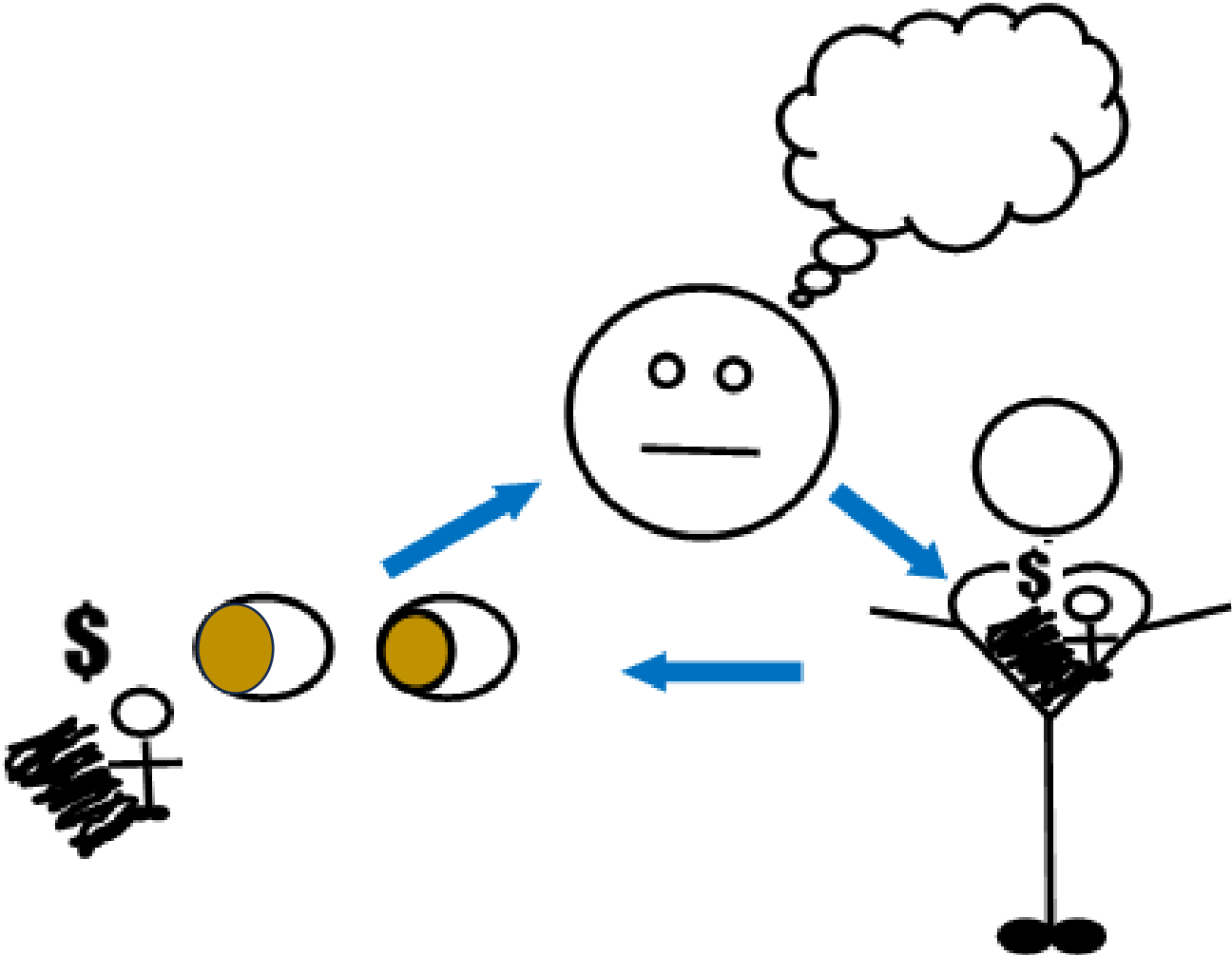












Lesson 2 – Find Your Delight in the Lord

Teacher Note: PREPARATION



Write Memory Verse at the TOP of whiteboard leaving space enough below the verse to illustrate the words and pictures you will be instructing the students to draw on their individual charts.



Scripture – “Take delight in the LORD, and he will give you the desires of your heart.” Psalm 37:4

Materials

- **Whiteboard, dry erase markers, and eraser**
- **Copies of the Student Chart – one for each student.** [There are two Student Charts from which to choose. One chart is already in English, and one chart leaves the center column blank for the five desires to be written in the preferred language.]
- **Regular and colored pencils for students.**
- **Ten bags of equal size. The size needs to be large enough to hold the larger teddy bear or other huggable item to be placed inside bag 5B as described under Game Instructions.**
- **Four pieces of candy, bottled water, bottled juice, or soft drink, stick of gum, pack, or bag of gum, one sticker, a full page or pad of stickers, one small teddy bear or other huggable object, one larger teddy bear or other huggable object.**
- **Marker or tags for labeling bags**

Game Instructions

Number bags 1A, 1B, 2A, 2B, 3A, 3B, 4A, 4B, 5A, and 5B then put items in each bag as follows:

**Bag 1A: Small piece of candy and a slip of paper with the following words:
“new bike, new clothes, new shoes, or new toy”**

Bag 1B: Three pieces of the same candy found in bag 1 and a slip of paper that reads: “Salvation from sins, Forgiveness.”

Bag 2A: Bottle of water and a note that reads: favorite drink, favorite food,

favorite teacher

Bag 2B: Bottle or can of popular juice or soft drink and a note that reads: God is with you.

Bag 3A: One stick or piece of gum and a note that reads: I want more.

Bag 3B: A pack of gum or small bag of gum and a note that reads: "Delight in the Lord."

Bag 4A: One sticker and a note that reads: more friends, good grades, better abilities

Bag 4B: A sheet or small pad of stickers and a note that reads: God created me.

Bag 5A: A small teddy bear, soft blanket, or other huggable item that would be enjoyed by most students and a note that reads: family, teachers, others

Bag 5B: A larger teddy bear, soft blanket, or other huggable item and a note that reads: Loved by God

Find Your Delight in the Lord

God tells us in **Psalm 37:4**, "Take delight in the LORD, and he will give you the desires of your heart." You and I are to desire God above all else because only God can truly provide you with what your soul longs for most.



Look at the verse written on the board and recite the verse aloud with me.

Often, students like you and even adults think about materials possessions, money, status, or power as the things they desire most. However, if you are wise, you will understand that possessions, money, status, and power are simply the world's way of trying to obtain the joy, satisfaction, security, acceptance, and love that each soul craves.



Repeat the verse with me.

Today we are going to play a game and complete a chart to help us comprehend the truth of Psalm 37:4.

The game is called Keep or Trade. I will be looking for those students who are respectfully listening to be the main players.

Also, as we play the game, each of you will be completing a chart with words and drawings.

Teacher note: Distribute one student chart copy to each student along with a regular pencil or several colored pencils. As you instruct students to write or draw items on their charts, draw the same items on the whiteboard for students to copy if needed and to provide an added example of what you wish for the student to do.

Because we are going to be learning about desire, you should understand the difference between things that are temporary and things that are permanent. Something that is temporary has a beginning and an ending. On your chart, temporary things are listed in the far-left column. In the top box of that column, draw a line showing two distinct end points on each end.

In contrast to something being temporary, something that is permanent remains and does not go away. In the top box of the far-right column on your chart, draw a line with arrow points on each end showing the line goes forever in both directions. This double arrow line will represent things that are permanent or forever.

GAME #1 – CHOOSING JOY

Now we are ready to begin the game.

Raise your hand if you are willing to be player #1.

Player #1, your task is to choose whether the contents of bag 1A or the contents of bag 2A will bring you the most joy in life.

To begin, open bag 1A, show everyone what you find, then read aloud what is written on the note in the bag.

Teacher note: Guide student in following these directions, being sure to verbally tell all the students what item(s) were found in the bag and repeat the words on the note so that all the students can clearly hear.

The candy you found represents things that might bring happiness like a new bike, new clothes, new shoes, or a new toy.

Player #1, now you must choose whether to keep the candy you found in bag 1A or return the candy to that bag and choose bag 2A instead.

Teacher note:

If player opts to return bag A and choose bag B, have him return bag A with its contents then open bag B, show everyone what he finds, and read aloud the note found in bag B. Verbally repeat what item(s) were found in the bag and repeat the words on note to ensure all the students know what the note says. Instruct the student to keep the items he found in bag B and return to his seat.

If player opts to keep the items in bag A, instruct the student to take the items and return to his seat. Next, open bag B, show all the students the contents in the bag and read the note.

Having a new bike, new clothes, new shoes, or a new gadget or toy can be exciting and fun. These type of things can bring temporary happiness, However, all of these material things become old and will bring less happiness over time. Think about an item that was very special to you when you were three years old. Is that same item still bringing you as much happiness today? Do you still have that favorite item, or has it been lost or broken?

Lasting joy only comes from trusting in Jesus Christ and putting God first in your life. The Bible says:

Read 1 Peter 1:8-9

Though you have not seen him, you love him; and even though you do not see him now, you believe in him and are filled with an inexpressible and glorious joy, for you are receiving the end result of your faith, the salvation of your souls.

When you choose to trust in Jesus Christ for your joy, you can always have the joy of knowing that:

- God has forgiven your sin and you are right before God,
- God's Spirit is within you to help you and be with you always, and
- You are promised eternal goodness in Heaven with God in the future.

These promises from God never lose their value and cannot be taken away from you.

For lasting true joy, choose salvation through Jesus Christ rather than the temporary happiness that comes from material possessions.



On your chart, to the right of the word JOY, write God's Forgiveness and draw a cross beside a heart.



Recite Psalm 37:4 with me.



GAME #2 – CHOOSING SATISFACTION

Raise your hand if you are willing to be player #2.

Player #2, your task is to choose whether the contents of bag 2A or the contents of bag 2B will bring you the most satisfaction in life.

To begin, open bag 2A, show everyone what you find, then read aloud what is written on the note in the bag.

Teacher note: Guide student in following these directions, being sure to verbally tell all the students what item(s) were found in the bag and repeat the words on the note so that all the students can clearly hear.

The water you found represents things that might bring satisfaction like your favorite food, drink, or activity.

Player #2, choose whether to keep the gum you found in bag 2A or return the water to that bag and choose bag 2B instead.

Teacher note:

If player opts to return bag A and choose bag B, have him return bag A with its contents then open bag B, show everyone what he finds, and read aloud the note found in bag B. Verbally repeat what item(s) were found in the bag and repeat the words on note to ensure all the students know what the note says. Instruct the student to keep the items he found in bag B and return to his seat.

If player opts to keep the items in bag A, instruct the student to take the items and return to his seat. Next, open bag B, show all the students the contents in the bag and read the note.

When you were a baby, you were satisfied with a bottle, being held, and a blanket or toy. However, would these same things bring you satisfaction now?

The objects and activities that satisfy you changes. Whatever toy or activity you really enjoy now, will not be what you really enjoy in the future.

However, if you ask God to help you desire Him most and you read His Word to learn more about His plan and His ways, God will satisfy you with truth and understanding that will lead you to satisfaction in life. The Bible says:

Read Matthew 5:6

“Blessed are those who hunger and thirst for righteousness, for they will be filled.”

If you listen, learn, and focus upon God’s character and God’s words, the very things God plans and wants for you will become what you desire too. God can then gift you with what you desire because your desires will match what God knows is best for you.



On your chart, to the right of the word SATISFACTION, write God’s Wisdom and draw an arrow pointing to a check mark.



Everyone stand. Clap twice then recite Psalm 37:4 with me.

GAME #3 – CHOOSING SECURITY

Raise your hand if you are willing to be player #3.

Player #3, your task is to choose whether the contents of bag 3A or the contents of bag 3B will bring you the most security in life.

To begin, open bag 3A, show everyone what you find, then read aloud what is written on the note in the bag.

Teacher note: Guide student in following these directions, being sure to verbally tell all the students what item(s) were found in the bag and repeat the words on the note so that all the students can clearly hear.

The gum you found represents things that might bring you a feeling of security like a place, thing, or person that makes you feel safe and comfortable.

Player #3, choose whether to keep the gum you found in bag 3A or return the gum to that bag and choose bag 3B instead.

Teacher note:

If player opts to return bag A and choose bag B, have him return bag A with its contents then open bag B, show everyone what he finds, and read aloud the note found in bag B. Verbally repeat what item(s) were found in the bag and repeat the words on note to ensure all the students know what the note

says. Instruct the student to keep the items he found in bag B and return to his seat.

If player opts to keep the items in bag A, instruct the student to take the items and return to his seat. Next, open bag B, show all the students the contents in the bag and read the note.

Maybe there are people or things in your life that make you feel more comfortable or secure. Throughout your life you will be in different places with different people. There will be times you will be with adults or other students that you do not know. There will be times when you are away from home, your family, or favorite things that are familiar to you.

However, when you have trusted Jesus and asked God to forgive your sin because of what Jesus Christ did on the cross, God makes you His child and promises He will never leave you. The Bible says:


Read Isaiah 41:10

“So do not fear, for I am with you; do not be dismayed, for I am your God. I will strengthen you and help you; I will uphold you with my righteous right hand.”

When are God’s child, God the Spirit comes to live inside of you and is with you wherever you go, and you can know that you will never be alone. God will always be there with you.



On your chart, to the right of the word SECURITY, write God’s Presence and draw a large circle beside a smaller stick person. The circle represents God, and the stick person represents you.



Everyone stomp your feet six times then recite Psalm 37:4 with me.

GAME #4 – CHOOSING ACCEPTANCE

Raise your hand if you are willing to be player #4.

Player #4, your task is to choose whether the contents of bag 4A or the contents of bag 4B will bring you the most acceptance in life.

Lesson 2 – Find Your Delight in the Lord

24

To begin, open bag 4A, show everyone what you find, then read aloud what is written on the note in the bag.

Teacher note: Guide student in following these directions, being sure to verbally tell all the students what item(s) were found in the bag and repeat the words on the note so that all the students can clearly hear.

The sticker you found represents things that might make you feel acceptance like more friends, good grades, or better abilities.

Player #4, choose whether to keep the sticker you found in bag 4A or return the sticker to that bag and choose bag 4B instead.

Teacher note:

If player opts to return bag A and choose bag B, have him return bag A with its contents then open bag B, show everyone what he finds, and read aloud the note found in bag B. Verbally repeat what item(s) were found in the bag and repeat the words on note to ensure all the students know what the note says. Instruct the student to keep the items he found in bag B and return to his seat.

If player opts to keep the items in bag A, instruct the student to take the items and return to his seat. Next, open bag B, show all the students the contents in the bag and read the note.

Raise your hand if you have either dropped or added friends in the last three years.

Raise your hand if you are really good in every school class and every sport.

Finally, raise your hand if you think you know all you need to know for the rest of your life.

You can all put your hands down.

Many of you may think true acceptance is determined by how well you are liked, by how well you do in school, or by how well you can do certain things. However, the friends you have now may not always be your friends. Few of your friends may truly know your heart – who you are on the inside - your deepest feelings and thoughts about things. Another thing to consider about acceptance is that no one can be great at everything, nor can anyone expect to always be accepted by everyone.

True lasting acceptance comes only from God. The Bible says,

Read Psalm 139:14

“I praise you because I am fearfully and wonderfully made; your works are wonderful; I know that full well.”


Read Ephesians 2:10

“For we are God’s handiwork, created in Christ Jesus to do good works, which God prepared in advance for us to do.”

God created you, died to save you, and loves you with a forever kind of love. If you are God’s child, remember: You are chosen. You are royalty. You belong. You are loved, and you are called. When you have asked God to forgive your sin because of what Jesus did on the cross, you are accepted before Him. You are accepted by the Most High, the Creator, the Almighty God Himself!



On your chart, to the right of the word ACCEPTANCE, write God’s Creation and draw a picture frame with a smiley face inside that represents you.



Everyone stand up, jump three times, stop, then recite Psalm 37:4 with me.

GAME #5 – CHOOSING LOVE

Raise your hand if you are willing to be player #5.

Player #5, your task is to choose whether the contents of bag 5A or the contents of bag 5B will bring you the most love in life.

To begin, open bag 5A, show everyone what you find, then read aloud what is written on the note in the bag.

Teacher note: Guide student in following these directions, being sure to verbally tell all the students what item(s) were found in the bag and repeat the words on the note so that all the students can clearly hear.

The object you found represents things that might make you feel loved like a special gift, blanket, or person.

Player #5, choose whether to keep the object you found in bag 5A or return the object to that bag and choose bag 5B instead.

Teacher note:

If player opts to return bag A and choose bag B, have him return bag A with its contents then open bag B, show everyone what he finds, and read aloud the note found in bag B. Verbally repeat what item(s) were found in the bag and repeat the words on note to ensure all the students know what the note says. Instruct the student to keep the items he found in bag B and return to his seat.

If player opts to keep the items in bag A, instruct the student to take the items and return to his seat. Next, open bag B, show all the students the contents in the bag and read the note.

Are you always with the people who love you the most? Does your favorite teacher teach you every year? Do you have someone who loves you very much but lives far away?

Even the people who love you the most cannot always be with you. Sometimes the people who love you the most cannot keep their promises to you or to each other. Sometimes sin, divorce, and other circumstances cause people's love to change because people's love for each other is not perfect.

Only God's love is perfect. In fact, the Bible even says, "...**God is love.**" **1 John 4:8.**

Listen to what more the Bible says about God's love.

Read Romans 8:38-39

For I am convinced that neither death nor life, neither angels nor demons, neither the present nor the future, nor any powers, neither height nor depth, nor anything else in all creation, will be able to separate us from the love of God that is in Christ Jesus our Lord.

God's love is deeper, wider, and stronger than any other love. God can always keep His promises, and only God can always be with you. Never forget that God has already proven His love you. The Bible says, "**But God demonstrates His own love toward us, in that while we were yet sinners, Christ died for us.**" **Romans 5:8**



On your chart, to the right of the word LOVE, write God's Love and draw a circle with a heart beside a stick person. The circle represents God. The heart represents God's love He gives to you, and the stick person represents you.





Everyone stand up, turn around, sit down, then recite Psalm 17:4 with me.

I hope playing today's game helped you realize that the greatest joy, satisfaction, security, acceptance, and love is found only in God and His Son, Jesus Christ. Your life is and will be filled with choices. If you will choose now and always to delight in the Lord, then the choices you make will be the right ones. Every person will experience trouble and face difficulties because we all live in sinful world. However, if the choices you make are based on the delight you have for God, then God can bring about good even from trouble and some trouble you will even be able to avoid completely.













Let us play a game to remember how very important delighting in the Lord is as we live life and make choices.



WORD WIPE OUT


Teacher note: With the verse written on a whiteboard, erase two words and have students repeat the entire verse. Continue erasing two words each time until the students are staying the verse with the entire verse erased.

Completed Worksheet Example for Teacher

		
	<p>JOY</p>	<p>God's Forgiveness</p> 
	<p>SATISFACTION</p>	<p>God's Wisdom</p> 
	<p>SECURITY</p>	<p>God's Presence</p> 
	<p>ACCEPTANCE</p>	<p>God's Creation</p> 
	<p>LOVE</p>	<p>God's Love</p> 

Student Chart Without Five Desires Listed

	JOY	
	SATISFACTION	
	SECURITY	
	ACCEPTANCE	
	LOVE	